

|           |       |
|-----------|-------|
| PROJECT   | _____ |
| TYPE      | _____ |
| SPECIFIER | _____ |
| QUANTITY  | _____ |
| DATE      | _____ |

## HARMONY SQUARE SURFACE

### A52046-

|             |             |         |          |
|-------------|-------------|---------|----------|
| base number | Color       | Finish  | Diffuser |
|             | Temperature | Options | Options  |

- To build a product code in our configurator select the specify button on the base model # product page
- To build a manual product code on this datasheet choose from the options listed below in blue font and add the suffix to the base model #

#### GENERAL

|                            |
|----------------------------|
| Series: Harmony Square     |
| Partner: Ivela             |
| Division: Architectural    |
| Installation: Surface      |
| Product Type: Panels       |
| Mounting Location: Ceiling |
| Light Distribution: Direct |

#### PHYSICAL

|                                 |
|---------------------------------|
| Shape: Square                   |
| Length (mm): 610                |
| Length (in): 24                 |
| Width (mm): 610                 |
| Width (in): 24                  |
| Height (mm): 27                 |
| Height (in): 1 1/16             |
| Diffuser: PMMA - Opal           |
| Fixture Finish: WHI / BLK / GLD |
| Fixture Material: Aluminum      |

#### ELECTRICAL

|   |
|---|
| Lamp Type: LED  |
| Input Wattage (W): 48   |
| Dimming: Tri-Mode (Non-Dimming and Phase Dimming (120Vac only) and 0-10V Dimming) |
| Driver Included: No   |
| Driver Location: Remote   |
| Driver Type: Constant Voltage - Universal   |
| Driver Class: Class 2   |
| Housing: ENCP 5 (ERP) ENCP 13 (SC Power)  |
| Input Voltage (V): 120 - 277  |
| Output Voltage (V): 24  |

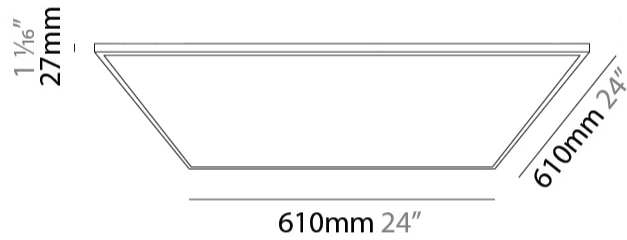

#### LED

|   |
|---|
| Color Temperature (°K): 2700 / 3000 / 4000    |
| Max. Delivered Lumen (lm): 3456 / 3600 / 3816 |
| Nominal Lumen (lm): 5760 / 6000 / 6360        |
| CRI: >93 CRI                                  |
| Lamp Life (hrs): 50000                        |

#### OPTICAL

#### RATINGS AND CERTIFICATIONS

|   |
|---|
| Certified By: CSA Certified to UL and CSA Standards |
| IP rating: IP20                                     |



## HARMONY SQUARE SURFACE

A52046-

PROJECT \_\_\_\_\_

TYPE \_\_\_\_\_

SPECIFIER \_\_\_\_\_

QUANTITY \_\_\_\_\_

DATE \_\_\_\_\_



|           |       |
|-----------|-------|
| PROJECT   | _____ |
| TYPE      | _____ |
| SPECIFIER | _____ |
| QUANTITY  | _____ |
| DATE      | _____ |

## HARMONY SQUARE SURFACE

### A52047-

|             |             |         |          |
|-------------|-------------|---------|----------|
| base number | Color       | Finish  | Diffuser |
|             | Temperature | Options | Options  |

- To build a product code in our configurator select the specify button on the base model # product page
- To build a manual product code on this datasheet choose from the options listed below in blue font and add the suffix to the base model #

#### GENERAL

|                            |
|----------------------------|
| Series: Harmony Square     |
| Partner: Ivela             |
| Division: Architectural    |
| Installation: Surface      |
| Product Type: Panels       |
| Mounting Location: Ceiling |
| Light Distribution: Direct |

#### PHYSICAL

|   |
|---|
| Shape: Square                                 |
| Length (mm): 910                              |
| Length (in): 35 <sup>13</sup> / <sub>16</sub> |
| Width (mm): 910                               |
| Width (in): 35 <sup>13</sup> / <sub>16</sub>  |
| Height (mm): 27                               |
| Height (in): 1 <sup>1</sup> / <sub>16</sub>   |
| Diffuser: PMMA - Opal                         |
| Fixture Finish: WHI / BLK / GLD               |
| Fixture Material: Aluminum                    |

#### ELECTRICAL

|   |
|---|
| Lamp Type: LED  |
| Input Wattage (W): 72   |
| Dimming: Tri-Mode (Non-Dimming and Phase Dimming (120Vac only) and 0-10V Dimming) |
| Driver Included: No   |
| Driver Location: Remote   |
| Driver Type: Constant Voltage - Universal   |
| Driver Class: Class 2   |
| Housing: ENCP 5 (ERP) ENCP 8 (SC Power)   |
| Input Voltage (V): 120 - 277  |
| Output Voltage (V): 24  |

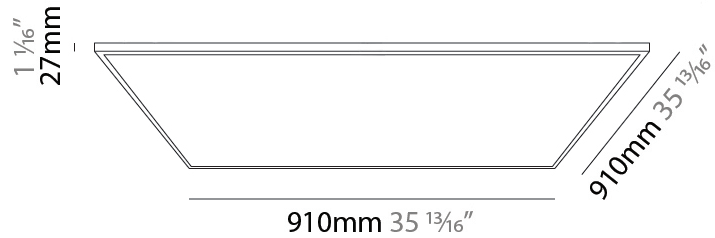

#### LED

|   |
|---|
| Color Temperature (°K): 2700 / 3000 / 4000    |
| Max. Delivered Lumen (lm): 5184 / 5400 / 5724 |
| Nominal Lumen (lm): 8640 / 9000 / 9540        |
| CRI: >93 CRI                                  |
| Lamp Life (hrs): 50000                        |

#### OPTICAL

#### RATINGS AND CERTIFICATIONS

|   |
|---|
| Certified By: CSA Certified to UL and CSA Standards |
| IP rating: IP20                                     |



## HARMONY SQUARE SURFACE

A52047-

PROJECT \_\_\_\_\_

TYPE \_\_\_\_\_

SPECIFIER \_\_\_\_\_

QUANTITY \_\_\_\_\_

DATE \_\_\_\_\_



|           |       |
|-----------|-------|
| PROJECT   | _____ |
| TYPE      | _____ |
| SPECIFIER | _____ |
| QUANTITY  | _____ |
| DATE      | _____ |

## HARMONY SQUARE SURFACE

### A52048-

|             |             |         |          |
|-------------|-------------|---------|----------|
| base number | Color       | Finish  | Diffuser |
|             | Temperature | Options | Options  |

- To build a product code in our configurator select the specify button on the base model # product page
- To build a manual product code on this datasheet choose from the options listed below in blue font and add the suffix to the base model #

#### GENERAL

|                            |
|----------------------------|
| Series: Harmony Square     |
| Partner: Ivela             |
| Division: Architectural    |
| Installation: Surface      |
| Product Type: Panels       |
| Mounting Location: Ceiling |
| Light Distribution: Direct |

#### PHYSICAL

|                                 |
|---------------------------------|
| Shape: Square                   |
| Length (mm): 1110               |
| Length (in): 43 11/16           |
| Width (mm): 1110                |
| Width (in): 43 11/16            |
| Height (mm): 27                 |
| Height (in): 1 1/16             |
| Diffuser: PMMA - Opal           |
| Fixture Finish: WHI / BLK / GLD |
| Fixture Material: Aluminum      |

#### ELECTRICAL

|   |
|---|
| Lamp Type: LED  |
| Input Wattage (W): 80   |
| Dimming: Tri-Mode (Non-Dimming and Phase Dimming (120Vac only) and 0-10V Dimming) |
| Driver Included: No   |
| Driver Location: Remote   |
| Driver Type: Constant Voltage - Universal   |
| Driver Class: Class 2   |
| Housing: ENCP 5 (ERP) ENCP 8 (SC Power)   |
| Input Voltage (V): 120 - 277  |
| Output Voltage (V): 24  |

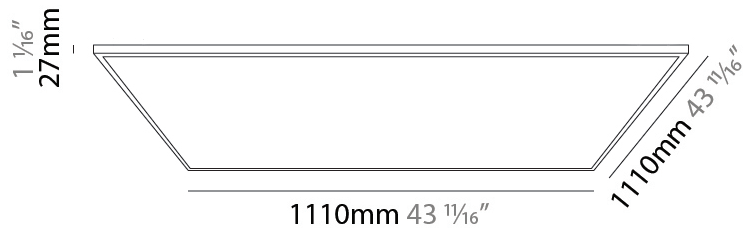

#### LED

|   |
|---|
| Color Temperature (°K): 2700 / 3000 / 4000    |
| Max. Delivered Lumen (lm): 6336 / 6600 / 6996 |
| Nominal Lumen (lm): 10560 / 11000 / 11660     |
| CRI: >93 CRI                                  |
| Lamp Life (hrs): 50000                        |

#### OPTICAL

#### RATINGS AND CERTIFICATIONS

|   |
|---|
| Certified By: CSA Certified to UL and CSA Standards |
| IP rating: IP20                                     |



## HARMONY SQUARE SURFACE

A52048-

PROJECT \_\_\_\_\_

TYPE \_\_\_\_\_

SPECIFIER \_\_\_\_\_

QUANTITY \_\_\_\_\_

DATE \_\_\_\_\_



|           |       |
|-----------|-------|
| PROJECT   | _____ |
| TYPE      | _____ |
| SPECIFIER | _____ |
| QUANTITY  | _____ |
| DATE      | _____ |

## HARMONY SQUARE SURFACE

**A52049-** - -  
 base number    Color    Finish    Diffuser  
                          Temperature    Options    Options

- To build a product code in our configurator select the specify button on the base model # product page
- To build a manual product code on this datasheet choose from the options listed below in blue font and add the suffix to the base model #

### GENERAL

Series: Harmony Square  
 Partner: Ivela  
 Division: Architectural  
 Installation: Surface  
 Product Type: Panels  
 Mounting Location: Ceiling  
 Light Distribution: Direct

### PHYSICAL

Shape: Square  
 Length (mm): 1210  
 Length (in): 47 <sup>5</sup>/<sub>8</sub>  
 Width (mm): 610  
 Width (in): 24  
 Height (mm): 27  
 Height (in): 1 <sup>1</sup>/<sub>16</sub>  
 Diffuser: PMMA - Opal  
 Fixture Finish: WHI / BLK / GLD  
 Fixture Material: Aluminum

### ELECTRICAL

Lamp Type: LED  
 Input Wattage (W): 48  
 Dimming: Tri-Mode (Non-Dimming and Phase Dimming (120Vac only) and 0-10V Dimming)  
 Driver Included: No  
 Driver Location: Remote  
 Driver Type: Constant Voltage - Universal  
 Driver Class: Class 2  
 Housing: ENCP 5 (ERP) ENCP 13 (SC Power)  
 Input Voltage (V): 120 - 277  
 Output Voltage (V): 24

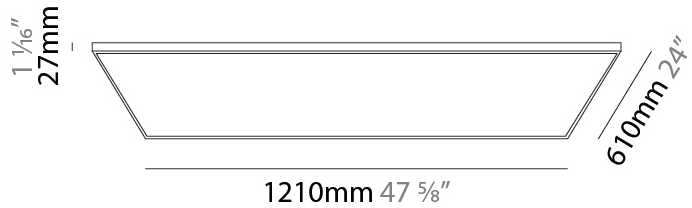

### LED

Color Temperature (°K): 2700 / 3000 / 3500 / 4000  
 Max. Delivered Lumen (lm): 3456 / 3600 / 3816  
 Nominal Lumen (lm): 5760 / 6000 / 6178 / 6360  
 CRI: >93 CRI  
 Lamp Life (hrs): 50000

### OPTICAL

### RATINGS AND CERTIFICATIONS

Certified By: CSA Certified to UL and CSA Standards  
 IP rating: IP20



## HARMONY SQUARE SURFACE

A52049-


PROJECT

TYPE

SPECIFIER

QUANTITY

DATE



|           |       |
|-----------|-------|
| PROJECT   | _____ |
| TYPE      | _____ |
| SPECIFIER | _____ |
| QUANTITY  | _____ |
| DATE      | _____ |

## HARMONY SQUARE SURFACE

### A52050-

|             |             |         |          |
|-------------|-------------|---------|----------|
| base number | Color       | Finish  | Diffuser |
|             | Temperature | Options | Options  |

- To build a product code in our configurator select the specify button on the base model # product page
- To build a manual product code on this datasheet choose from the options listed below in blue font and add the suffix to the base model #

#### GENERAL

|                            |
|----------------------------|
| Series: Harmony Square     |
| Partner: Ivela             |
| Division: Architectural    |
| Installation: Surface      |
| Product Type: Panels       |
| Mounting Location: Ceiling |
| Light Distribution: Direct |

#### PHYSICAL

|                                 |
|---------------------------------|
| Shape: Square                   |
| Length (mm): 1510               |
| Length (in): 59 7/16            |
| Width (mm): 910                 |
| Width (in): 35 13/16            |
| Height (mm): 27                 |
| Height (in): 1 1/16             |
| Diffuser: PMMA - Opal           |
| Fixture Finish: WHI / BLK / GLD |
| Fixture Material: Aluminum      |

#### ELECTRICAL

|   |
|---|
| Lamp Type: LED  |
| Input Wattage (W): 60   |
| Dimming: Tri-Mode (Non-Dimming and Phase Dimming (120Vac only) and 0-10V Dimming) |
| Driver Included: No   |
| Driver Location: Remote   |
| Driver Type: Constant Voltage - Universal   |
| Driver Class: Class 2   |
| Housing: ENCP 5 (ERP) ENCP 8 (SC Power)   |
| Input Voltage (V): 120 - 277  |
| Output Voltage (V): 24  |

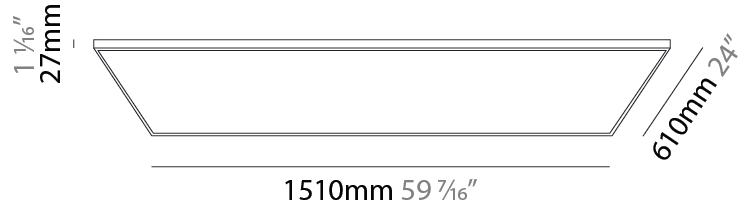

#### LED

|  |
|--|
| Color Temperature (°K): 2700 / 3000 / 3500 / 4000    |
| Max. Delivered Lumen (lm): 4320 / 4500 / 4634 / 4770 |
| Nominal Lumen (lm): 7200 / 7500 / 7950               |
| CRI: >93 CRI   |
| Lamp Life (hrs): 50000                               |

#### OPTICAL

#### RATINGS AND CERTIFICATIONS

|   |
|---|
| Certified By: CSA Certified to UL and CSA Standards |
| IP rating: IP20                                     |



## HARMONY SQUARE SURFACE

A52050-


PROJECT

TYPE

SPECIFIER

QUANTITY

DATE



|           |       |
|-----------|-------|
| PROJECT   | _____ |
| TYPE      | _____ |
| SPECIFIER | _____ |
| QUANTITY  | _____ |
| DATE      | _____ |

## HARMONY SQUARE SURFACE

**A52051-** - -  
 base number    Color    Finish    Diffuser  
                          Temperature    Options    Options

- To build a product code in our configurator select the specify button on the base model # product page
- To build a manual product code on this datasheet choose from the options listed below in blue font and add the suffix to the base model #

### GENERAL

Series: Harmony Square  
 Partner: Ivela  
 Division: Architectural  
 Installation: Surface  
 Product Type: Panels  
 Mounting Location: Ceiling  
 Light Distribution: Direct

### PHYSICAL

Shape: Square  
 Length (mm): 1810  
 Length (in): 71 1/4  
 Width (mm): 610  
 Width (in): 24  
 Height (mm): 27  
 Height (in): 1 1/16  
 Diffuser: PMMA - Opal  
 Fixture Finish: WHI / BLK / GLD  
 Fixture Material: Aluminum

### ELECTRICAL

Lamp Type: LED  
 Input Wattage (W): 72  
 Dimming: Tri-Mode (Non-Dimming and Phase Dimming (120Vac only) and 0-10V Dimming)  
 Driver Included: No  
 Driver Location: Remote  
 Driver Type: Constant Voltage - Universal  
 Driver Class: Class 2  
 Housing: ENCP 5 (ERP) ENCP 8 (SC Power)  
 Input Voltage (V): 120 - 277  
 Output Voltage (V): 24

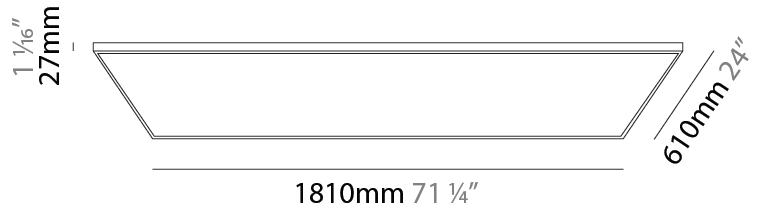

### LED

Color Temperature (°K): 2700 / 3000 / 3500 / 4000  
 Max. Delivered Lumen (lm): 4320 / 4500 / 4635 / 4770  
 Nominal Lumen (lm): 7200 / 7500 / 7950  
 CRI: >93 CRI  
 Lamp Life (hrs): 50000

### OPTICAL

### RATINGS AND CERTIFICATIONS

Certified By: CSA Certified to UL and CSA Standards  
 IP rating: IP20



## HARMONY SQUARE SURFACE

A52051-


PROJECT

TYPE

SPECIFIER

QUANTITY

DATE



## HARMONY SQUARE RECESSED

**A56188-** - -

base number    Color    Finish    Diffuser  
 Temperature    Options    Options

- To build a product code in our configurator select the specify button on the base model # product page
- To build a manual product code on this datasheet choose from the options listed below in blue font and add the suffix to the base model #

### GENERAL

Series: Harmony Square  
 Partner: Ivela  
 Division: Architectural  
 Installation: Recessed  
 Product Type: Panels  
 Mounting Location: Ceiling  
 Light Distribution: Direct

### PHYSICAL

Shape: Square  
 Length (mm): 610  
 Length (in): 24  
 Width (mm): 610  
 Width (in): 24  
 Height (mm): 27  
 Height (in): 1 <sup>1</sup>/<sub>16</sub>  
 Diffuser: PMMA - Opal  
 Fixture Finish: WHI / BLK / GLD  
 Fixture Material: Aluminum

### ELECTRICAL

Lamp Type: LED  
 Input Wattage (W): 48  
 Dimming: Tri-Mode (Non-Dimming and Phase Dimming (120Vac only) and 0-10V Dimming)  
 Driver Included: No  
 Driver Location: Remote  
 Driver Type: Constant Voltage - Universal  
 Driver Class: Class 2  
 Housing: ENCP 5 (ERP) ENCP 13 (SC Power)  
 Input Voltage (V): 120 - 277  
 Output Voltage (V): 24

### LED

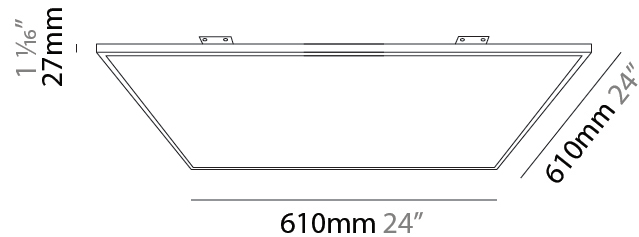
Color Temperature (°K): 2700 / 3000 / 3500 / 4000  
 Max. Delivered Lumen (lm): 3456 / 3600 / 3707 / 3816  
 Nominal Lumen (lm): 5760 / 6000 / 6178 / 6360  
 CRI: >93 CRI  
 Lamp Life (hrs): 50000

### OPTICAL

### RATINGS AND CERTIFICATIONS

Certified By: CSA Certified to UL and CSA Standards  
 IP rating: IP20

|           |
|-----------|
| PROJECT   |
| TYPE      |
| SPECIFIER |
| QUANTITY  |
| DATE      |



## HARMONY SQUARE RECESSED

A56188-

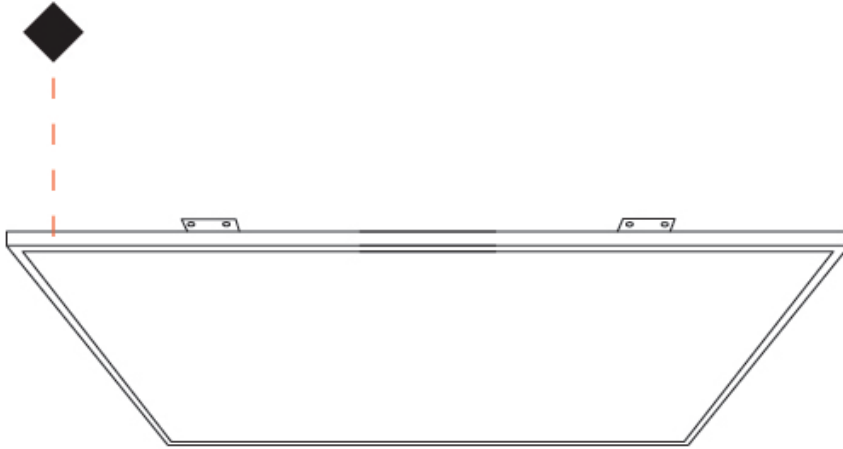
PROJECT

TYPE

SPECIFIER

QUANTITY

DATE



|           |       |
|-----------|-------|
| PROJECT   | _____ |
| TYPE      | _____ |
| SPECIFIER | _____ |
| QUANTITY  | _____ |
| DATE      | _____ |

## HARMONY SQUARE RECESSED

### A56189-

|             |             |         |          |
|-------------|-------------|---------|----------|
| base number | Color       | Finish  | Diffuser |
|             | Temperature | Options | Options  |

- To build a product code in our configurator select the specify button on the base model # product page
- To build a manual product code on this datasheet choose from the options listed below in blue font and add the suffix to the base model #

#### GENERAL

|                            |
|----------------------------|
| Series: Harmony Square     |
| Partner: Ivela             |
| Division: Architectural    |
| Installation: Recessed     |
| Product Type: Panels       |
| Mounting Location: Ceiling |
| Light Distribution: Direct |

#### PHYSICAL

|   |
|---|
| Shape: Square                                 |
| Length (mm): 910                              |
| Length (in): 35 <sup>13</sup> / <sub>16</sub> |
| Width (mm): 910                               |
| Width (in): 35 <sup>13</sup> / <sub>16</sub>  |
| Height (mm): 27                               |
| Height (in): 1 <sup>1</sup> / <sub>16</sub>   |
| Diffuser: PMMA - Opal                         |
| Fixture Finish: WHI / BLK / GLD               |
| Fixture Material: Aluminum                    |

#### ELECTRICAL

|   |
|---|
| Lamp Type: LED  |
| Input Wattage (W): 72   |
| Dimming: Tri-Mode (Non-Dimming and Phase Dimming (120Vac only) and 0-10V Dimming) |
| Driver Included: No   |
| Driver Location: Remote   |
| Driver Type: Constant Voltage - Universal   |
| Driver Class: Class 2   |
| Housing: ENCP 5 (ERP) ENCP 8 (SC Power)   |
| Input Voltage (V): 120 - 277  |
| Output Voltage (V): 24  |

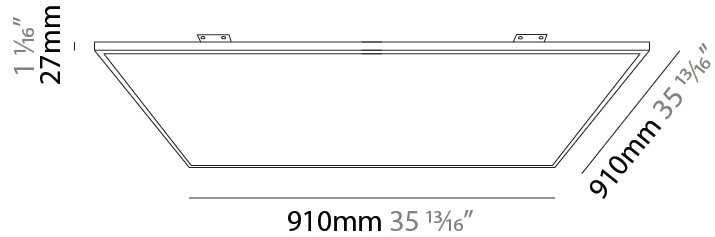
#### LED

|  |
|--|
| Color Temperature (°K): 2700 / 3000 / 3500 / 4000    |
| Max. Delivered Lumen (lm): 5184 / 5400 / 5560 / 5724 |
| Nominal Lumen (lm): 8640 / 9000 / 9268 / 9540        |
| CRI: >93 CRI   |
| Lamp Life (hrs): 50000                               |

#### OPTICAL

#### RATINGS AND CERTIFICATIONS

|   |
|---|
| Certified By: CSA Certified to UL and CSA Standards |
| IP rating: IP20                                     |



## HARMONY SQUARE RECESSED

A56189-

|           |       |
|-----------|-------|
| PROJECT   | _____ |
| TYPE      | _____ |
| SPECIFIER | _____ |
| QUANTITY  | _____ |
| DATE      | _____ |



|           |       |
|-----------|-------|
| PROJECT   | _____ |
| TYPE      | _____ |
| SPECIFIER | _____ |
| QUANTITY  | _____ |
| DATE      | _____ |

## HARMONY SQUARE RECESSED

### A56190-

|             |             |         |          |
|-------------|-------------|---------|----------|
| base number | Color       | Finish  | Diffuser |
|             | Temperature | Options | Options  |

- To build a product code in our configurator select the specify button on the base model # product page
- To build a manual product code on this datasheet choose from the options listed below in blue font and add the suffix to the base model #

#### GENERAL

|                            |
|----------------------------|
| Series: Harmony Square     |
| Partner: Ivela             |
| Division: Architectural    |
| Installation: Recessed     |
| Product Type: Panels       |
| Mounting Location: Ceiling |
| Light Distribution: Direct |

#### PHYSICAL

|                                 |
|---------------------------------|
| Shape: Square                   |
| Length (mm): 1110               |
| Length (in): 43 11/16           |
| Width (mm): 1110                |
| Width (in): 43 11/16            |
| Height (mm): 27                 |
| Height (in): 1 1/16             |
| Diffuser: PMMA - Opal           |
| Fixture Finish: WHI / BLK / GLD |
| Fixture Material: Aluminum      |

#### ELECTRICAL

|   |
|---|
| Lamp Type: LED  |
| Input Wattage (W): 80   |
| Dimming: Tri-Mode (Non-Dimming and Phase Dimming (120Vac only) and 0-10V Dimming) |
| Driver Included: No   |
| Driver Location: Remote   |
| Driver Type: Constant Voltage - Universal   |
| Driver Class: Class 2   |
| Housing: ENCP 5 (ERP) ENCP 8 (SC Power)   |
| Input Voltage (V): 120 - 277  |
| Output Voltage (V): 24  |

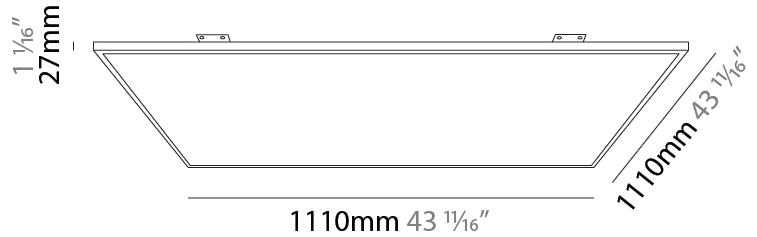
#### LED

|  |
|--|
| Color Temperature (°K): 2700 / 3000 / 3500 / 4000    |
| Max. Delivered Lumen (lm): 6336 / 6600 / 6796 / 6996 |
| Nominal Lumen (lm): 10560 / 11000 / 11327 / 11660    |
| CRI: >93 CRI   |
| Lamp Life (hrs): 50000                               |

#### OPTICAL

#### RATINGS AND CERTIFICATIONS

|   |
|---|
| Certified By: CSA Certified to UL and CSA Standards |
| IP rating: IP20                                     |



## HARMONY SQUARE RECESSED

A56190-

PROJECT

TYPE

SPECIFIER

QUANTITY

DATE



PROJECT \_\_\_\_\_

TYPE \_\_\_\_\_

SPECIFIER \_\_\_\_\_

QUANTITY \_\_\_\_\_

DATE \_\_\_\_\_

### Fixture Finish

White - WHI



Black - BLK



Gold - GLD



**Digital:** Not all screens are calibrated the same, and therefore, colors will appear differently between screens.

**Physical:** When texture is involved, there will be variations in color, character and tone within a product series and between product families.



### LEGEND

|  |   |  |  |  |  |
|--|---|--|--|--|--|
|  | floor-mounted   |  | pivotal  |  | special LED (upon request) RGB, RGBW, tunable, gold+, meat+, art+, fashion+                    |
|  | wall and ceiling: recessed and surface mounted            |  | rotating   |  | warm dim / natural dimming LED   |
|  | ceiling-mounted and wall-mounted                          |  | illuminate tilted  |  | rechargeable battery powered   |
|  | wall-mounted  |  | color of suspension cable                                    |  | fixture with natural vivid LED (upon request)  |
|  | omni-directional light distribution                       |  | length of suspension cable                                   |  | color rendering index  |
|  | direct light distribution                                 |  | reflector degree selection                                   |  | color temperature  |
|  | direct/indirect light distribution                        |  | super spot   |  | lumen (luminous flux)  |
|  | indirect light distribution                               |  | lens   |  | efficacy (lumens per watt)   |
|  | asymmetric light distribution                             |  | lens pack  |  | Unified Glare Rating (UGR) range from 5-40   |
|  | aura light distribution                                   |  | shine ring   |  | marine grade (AISI 316 stainless steel)  |
|  | round wall or ceiling cut-out                             |  | integrated shine ring with diffuser                          |  | walk on  |
|  | square wall or ceiling cut-out                            |  | free individual colors 01-29                                 |  | drive on   |
|  | the supplied jig specifies the cutout dimensions          |  | individual colors: 00 (free of charge), 01-25 (extra charge) |  | Dark Sky Compliance  |
|  | minimum distance (meters) lamp - object                   |  | luminaire part to be colored (F1)                            |  | Americans with Disabilities Act (less than 4" off the wall located between 27"-84" from floor) |
|  | recessed depth  |  | luminaire part to be colored (F2)                            |  | lamp protected against explosion   |
|  | ceiling thickness in mm                                   |  | luminaire part to be colored (F3)                            |  | blown glass using traditional methods by master glass blower                                   |
|  | ceiling thickness selection                               |  | luminaire part to be colored (F4)                            |  | acoustic material  |
|  | dimmable DP (phase), DV (0-10V), DD (dali), DS (step-dim) |  | luminaire part to be colored (F5)                            |  | protection class I, protection insulation  |
|  | included or excluded LED driver/transformer/control gear  |  | color of 3-circuit adaptor                                   |  | protection class II, protection insulation   |
|  | separately switchable                                     |  | indirect diffuser  |  | ETL Certified to UL and CSA Standards  |
|  | sensor  |  | direct diffuser  |  | UL Certified to UL and CSA Standards   |
|  | remote control  |  | ball-proof (upon request)                                    |  | CSA Certified to UL and CSA Standards  |
|  | available upon request                                    |  | accessory  |  | Certified for North American Standards   |

### IP RATING

|  |  |
|--|--|
|  | protected against ingress of solid bodies greater than 12.5mm (finger)   |
|  | protected against ingress of solid bodies greater than 2.5mm<br>protected against sprays of water up to 60 degrees from the vertical (rain)      |
|  | protected against ingress of solid bodies greater than 1mm (wire)<br>no protection against the ingress of moisture                               |
|  | protected against ingress of solid bodies greater than 1mm (wire)<br>protected against sprays of water up to 60 degrees from the vertical (rain) |
|  | protected against ingress of solid bodies greater than 1mm (wire)<br>protected against water splashed from all directions                        |
|  | protected against limited ingress of dust (wet rooms/covered outdoor areas)<br>protected against water splashed from all directions              |
|  | protected against ingress of dust<br>protected against jets of water   |
|  | protected against ingress of dust<br>protected against powerful jets of water or heavy seas  |
|  | protected against ingress of dust<br>protected against immersion of water between 15cm - 1m for 30 minutes                                       |
|  | protected against ingress of dust<br>protected against immersion of water under pressure for long periods  |

### IK RATING

|  |   |
|--|---|
|  | protected against 0.14 joules impact (equivalent to 0.25kg mass dropped from 56mm above the surface)  |
|  | protected against 0.2 joules impact (equivalent to 0.25kg mass dropped from 80mm above the surface)   |
|  | protected against 0.35 joules impact (equivalent to 0.25kg mass dropped from 140mm above the surface) |
|  | protected against 0.5 joules impact (equivalent to 0.25kg mass dropped from 200mm above the surface)  |
|  | protected against 0.7 joules impact (equivalent to 0.25kg mass dropped from 280mm above the surface)  |
|  | protected against 1 joules impact (equivalent to 0.25kg mass dropped from 400mm above the surface)    |
|  | protected against 2 joules impact (equivalent to 0.5kg mass dropped from 400mm above the surface)     |
|  | protected against 5 joules impact (equivalent to 1.7kg mass dropped from 300mm above the surface)     |
|  | protected against 10 joules impact (equivalent to 5.0kg mass dropped from 200mm above the surface)    |
|  | protected against 20 joules impact (equivalent to 5.0kg mass dropped from 400mm above the surface)    |